





















Svensk marknadsandel 2022

| | | | | |
|---|---|---|---|---|
| Tomater | Äpple | Socker | Gurka | Potatis |
|  |  |  |  |  |
| 17% → | 28% → | 100% ↓ | 45% ↓ | 91% ↓ |
| Jordgubbar | Lök | Spannmål | Morötter | Rapsolja |
|  |  |  |  |  |
| 65% ↓ | 91% ↑ | 146% ↑ | 96% ↓ | 50% ↑ |
| Smör | Mjök | Ägg | Ost | Grädde |
|  |  |  |  |  |
| 62% ↑ | 102% ↑ | 101% ↑ | 39% ↓ | 84% ↑ |
| Lammkött | Griskött | Nötkött | Matfågel | Viltkött |
|  |  |  |  |  |
| 28% ↓ | 82% → | 56% ↓ | 73% ↓ | 93% ↑ |